

Getting started with the Dell Chromebook

The Chromebook ships in a special mode to prevent accidental battery discharge during shipping. You must connect an A/C adapter to the Chromebook for the initial boot and setup. After the initial boot and setup the Chromebook will operate normally.

The Dell Chromebook is a portable computer that runs the Chrome Operating System and uses your Google account to connect to the internet. For the Workshop we will be using Guest mode which does not require internet access once the computer is set up.

When you first unpack the Chromebook, you should connect the AC adapter to the power connector on the left edge of the computer and plug the other end into an AC electrical outlet. The battery may have lost its charge during shipping. The power connector will glow when it has power.

Press and release the power key at the upper right corner of the keyboard.

1. On the Welcome screen, select your language, keyboard layout, and choose which network to which the device will be connected. If the network is secure, you will need to enter the proper password. After making these choices, click Continue.



Welcome!

Select your language:

English (United States) ▼

Select your keyboard:

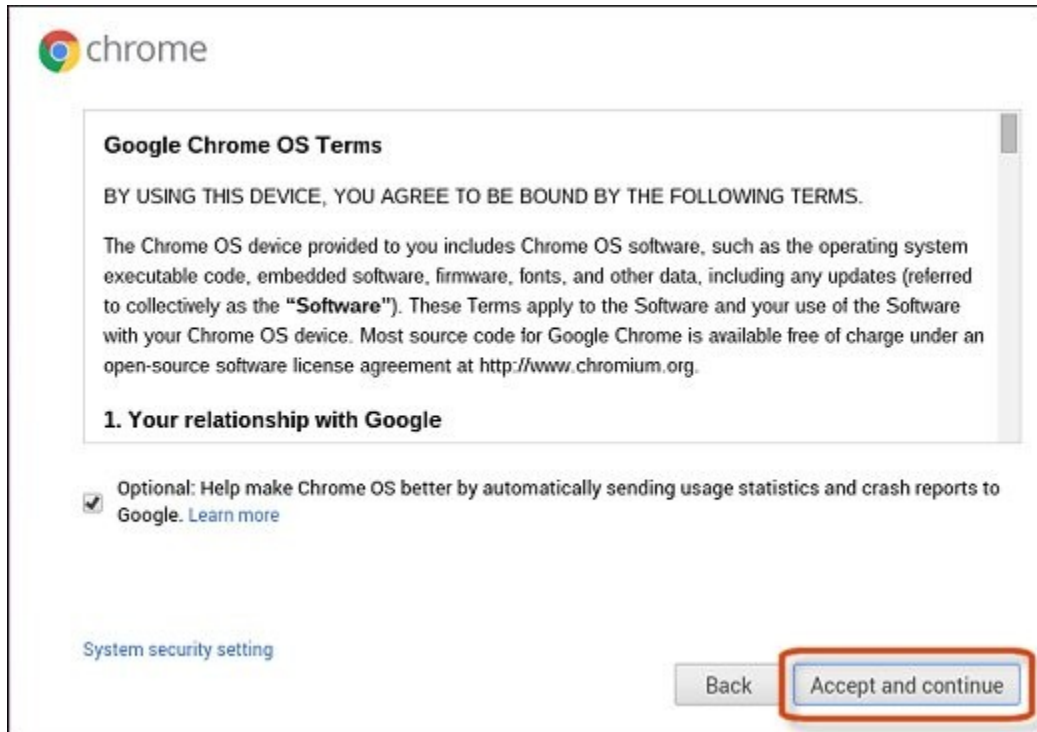
US ▼


Select a network

📶 hpguest ▼

Continue

2. The next screen will display the Chrome OS terms of agreement. There will be a check box to allow automatic usage statistics and crash reports to be sent to Google. You may choose to opt out of this if you wish. You must click Accept and continue to complete the setup.



 chrome

Google Chrome OS Terms

BY USING THIS DEVICE, YOU AGREE TO BE BOUND BY THE FOLLOWING TERMS.

The Chrome OS device provided to you includes Chrome OS software, such as the operating system executable code, embedded software, firmware, fonts, and other data, including any updates (referred to collectively as the **"Software"**). These Terms apply to the Software and your use of the Software with your Chrome OS device. Most source code for Google Chrome is available free of charge under an open-source software license agreement at <http://www.chromium.org>.

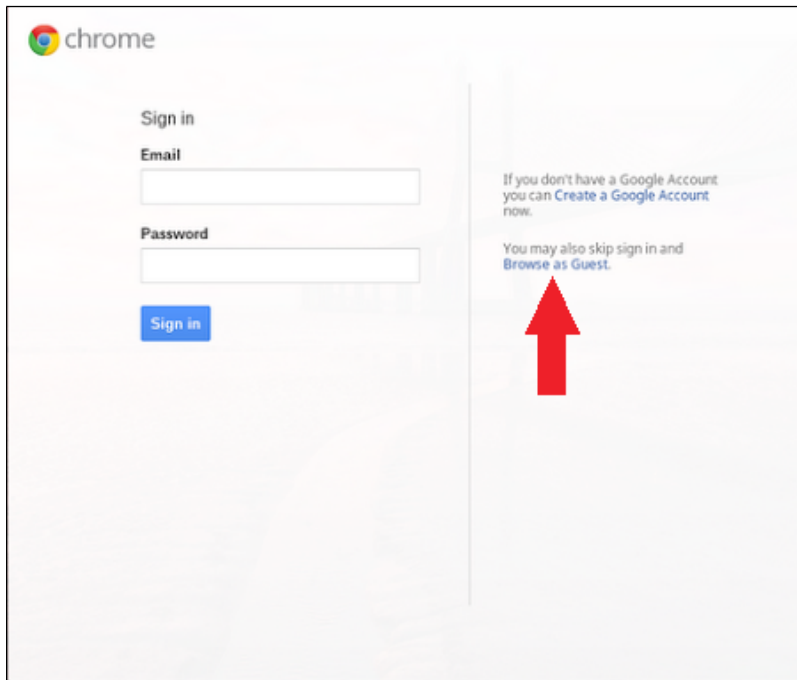
1. Your relationship with Google

☒ Optional: Help make Chrome OS better by automatically sending usage statistics and crash reports to Google. [Learn more](#)

System security setting

Back Accept and continue

3. The next screen allows you to sign in using your Google account. For the purposes of the workshop sign in as a Guest, so WiFi is not needed.



In the future, if you do not have a Google account, you can create one, or you can choose to continue and browse as a guest.

For more information on using a Chromebook:

<http://www.dell.com/support/contents/us/en/19/article/Product-Support/Self-support-Knowledgebase/getting-started/chromebook>

<https://support.google.com/chromebook/#topic=3399709>